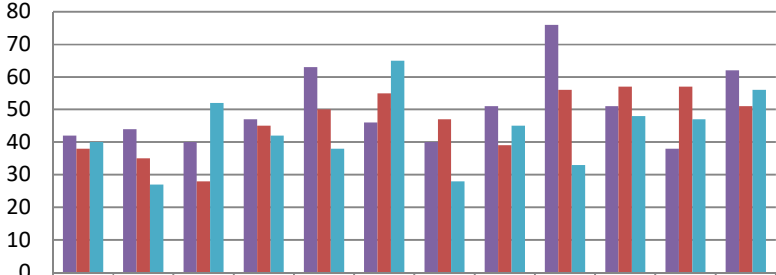


Fire Department By Incident Type as of December 2024

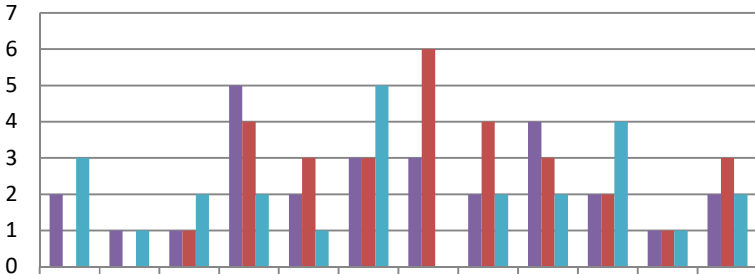
Total Incidents



Year	Jan	Feb	Mar	Apr	May	Jun	Jul	Aug	Sep	Oct	Nov	Dec
2022	42	44	40	47	63	46	40	51	76	51	38	62
2023	38	35	28	45	50	55	47	39	56	57	57	51
2024	40	27	52	42	38	65	28	45	33	48	47	56

Total Incidents - Day/Night: Includes: fire; overpressure rupture, explosion, overhear (no fire); rescue and emergency medical service (EMS) incidents; hazardous condition (no fire); service call; good intent call; false alarm and false call; severe weather and natural disaster; special incidents.

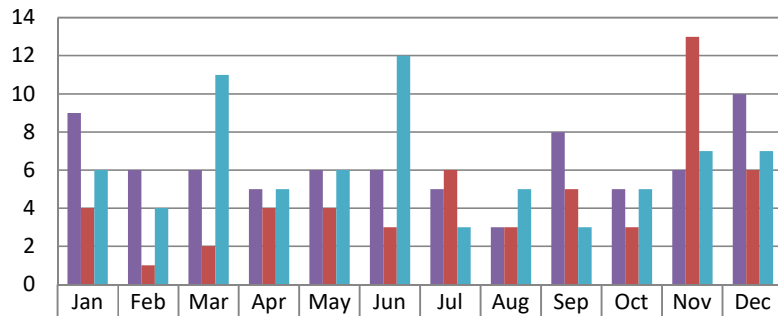
Fire



Year	Jan	Feb	Mar	Apr	May	Jun	Jul	Aug	Sep	Oct	Nov	Dec
2022	2	1	1	5	2	3	3	2	4	2	1	2
2023	0	0	1	4	3	3	6	4	3	2	1	3
2024	3	1	2	2	1	5	0	2	2	4	1	2

Fire: Includes: structure fire; vehicle fire; natural vegetation fire; outside rubbish fire; special outside fire.

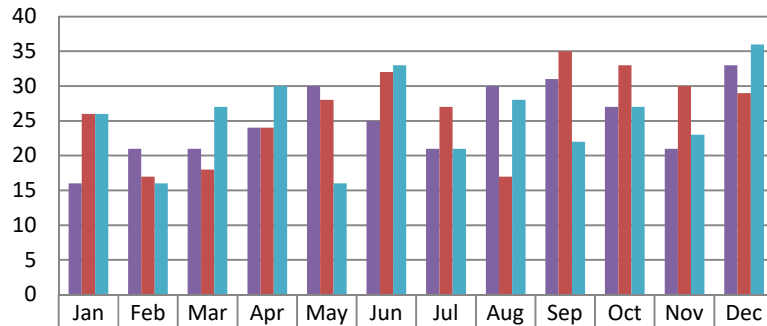
Hazardous Condition (No Fire)



2022	9	6	6	5	6	6	5	3	8	5	6	10
2023	4	1	2	4	4	3	6	3	5	3	13	6
2024	6	4	11	5	6	12	3	5	3	5	7	7

Hazardous Condition (No Fire): Includes: combustible/flammable spills and leaks; chemical release, reaction or toxic condition; electrical wiring/equipment problem; and accident, potential accident.

False Alarm and False Call



2022	16	21	21	24	30	25	21	30	31	27	21	33
2023	26	17	18	24	28	32	27	17	35	33	30	29
2024	26	16	27	30	16	33	21	28	22	27	23	36

False Alarm and False Call: Includes: malicious or mischievous false alarm; system or detector malfunction including sprinklers, smoke detectors, heat detectors, alarm systems and carbon monoxide detectors; and unintentional system or detector operation including sprinklers, smoke detectors, heat detectors, alarm systems and carbon monoxide detectors.