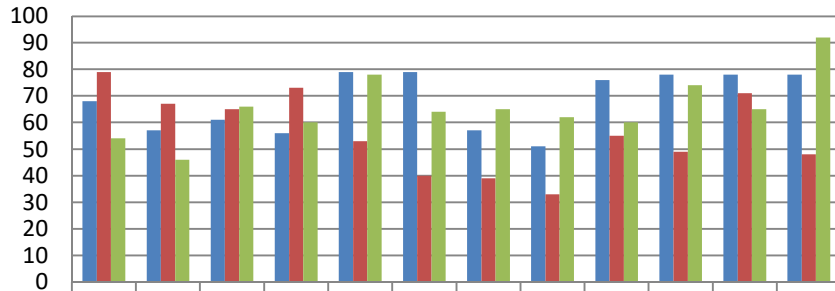


Ambulance Corps - As of December 2024

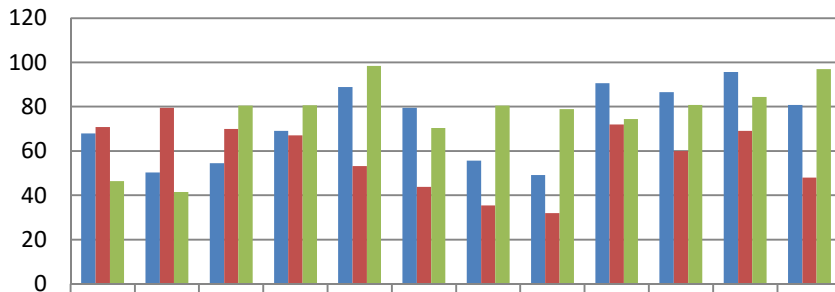
Total number of calls



	Jan	Feb	Mar	Apr	May	Jun	Jul	Aug	Sep	Oct	Nov	Dec
2022	68	57	61	56	79	79	57	51	76	78	78	78
2023	79	67	65	73	53	40	39	33	55	49	71	48
2024	54	46	66	60	78	64	65	62	60	74	65	92

Total number of calls: This is the amount of calls that the ambulance corps answers in a month.

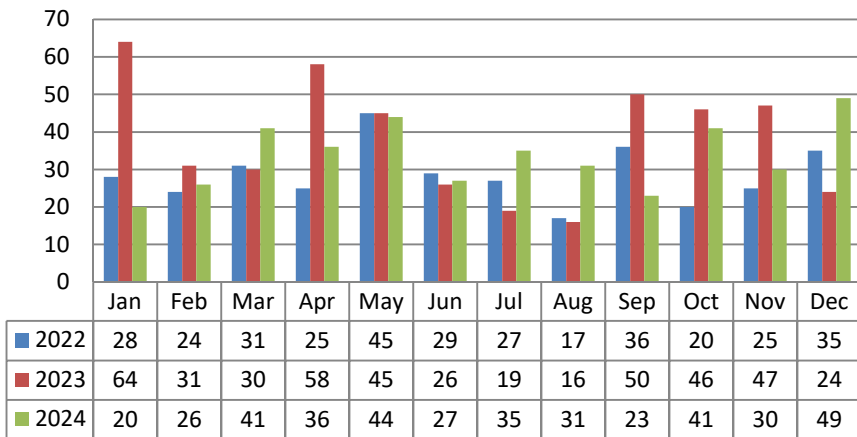
Time spent on calls (hours)



	Jan	Feb	Mar	Apr	May	Jun	Jul	Aug	Sep	Oct	Nov	Dec
2022	68	50	54	69	89	80	56	49	91	87	96	81
2023	71	80	70	67	53	44	35	32	72	60	69	48
2024	46	42	81	81	98	70	81	79	74	81	84	97

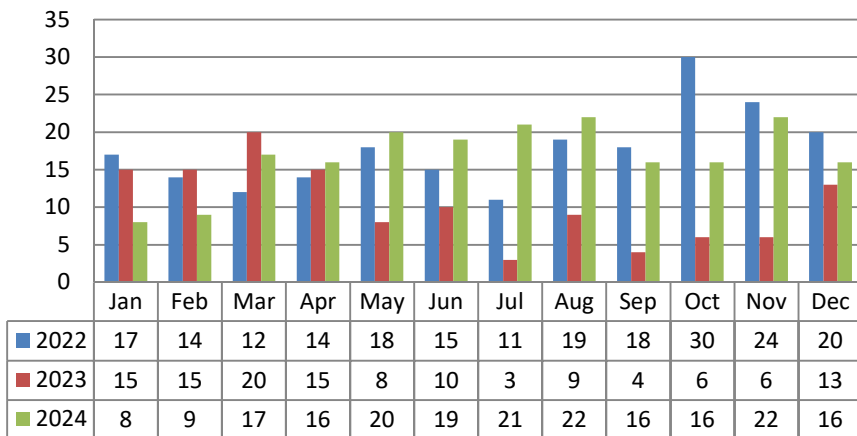
Time spent on calls (hours): This is the amount of time from when the first emergency page goes out till the ambulance is back at the building and out of service

Number of residents treated



Number of residents treated: This is the number of people living in the Borough of Franklin Lakes that were treated by the Franklin Lakes Volunteer Ambulance Corps.

Number of non-residents treated



Number of non-residents treated: This is the number of people not living in the Borough Of Franklin Lakes that were treated by the Franklin Lakes Volunteer Ambulance Corps.